

COUNTRY REPORT:

URUGUAY

Ing. María Florencia Juárez

April 2009

Contents

1. Overview of URUGUAY
2. Current energy policy and measures
 - 2.1 General overview
 - 2.2 Energy strategic priorities
3. Energy Supply and Demand
 - 3.1 Energy Supply
 - 3.2 Energy Demand
4. Major difficulties and bottlenecks currently faced in formulating energy policies

1. Overview of URUGUAY



Country name:	República Oriental del Uruguay
Capital city:	Montevideo
Political division:	19 Provinces
Land area:	176,215 km ²
Population:	3.3 million inhabitants
Annual growth rate:	0.305 %
Density:	18.8 inhabitants/km ²
Life expectancy:	75.85 years
Infant mortality rate:	10.5/1000

1. Overview of URUGUAY



Literacy rate:	97 %
Language:	Spanish
Gross Domestic Product:	8,000 US\$ per capita
Population with access to drinkable water:	98 %
Electrification rate:	98 %
Cars per 100 inhabitants:	19
Government type:	Republic under an elected presidential system
Suffrage:	Compulsory and universal over 18 years of age
Main activities:	Agriculture and feedstock (natural grass, extensive use)
Main exports:	Meat, rice, dairy products, raw hides skins and leather, forestry products, wool, agriculture byproducts

2. Current Energy Policy and Measures

2.1 General Overview

The Energy System has to ensure domestic supply at the lowest possible cost and in conformity with quality standards. This should be performed under the leading role of the State and involving public and private actors, through the best use of available local, regional and international resources, and will contribute to the sustainable development of the country (economic, social and environmental).

Subjects of special interest:

- Energy Efficiency
- Diversification of the energy grid
- Legal instruments

2. Current Energy Policy and Measures

At present energy situation in Uruguay can be summarized as follows:

- Strong dependence on oil (consumption of petroleum: double of global average)
- Scarce domestic sources in the energy grid (25% to 40%)
- Several energy supply crisis in recent years (high dependence on regional suppliers)
- Investments are delayed (electric power plants, refinery, infrastructure)
- Lack of energy efficiency culture

Concerning availability of energy sources it can be mentioned that:

- Hydroelectric potential has been almost exploited completely. The remaining potential is suitable for small-size projects.
- There is lack of local fossil fuel resources
- There is no availability of natural gas in the region
- There is potential for wind projects to be implemented
- There is a vast potential among biomass byproducts related to agricultural and forest industry

2. Current Energy Policy and Measures

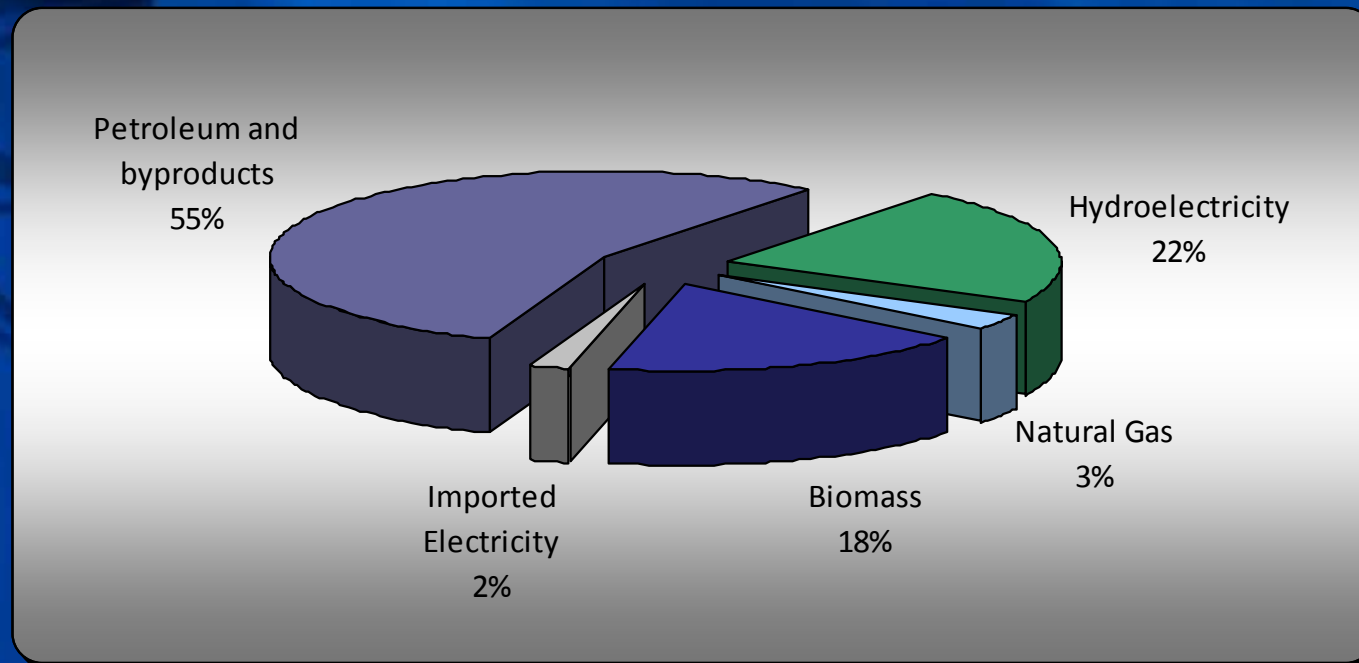
2.2 Energy Strategic Priorities

- Directive role of the state involving controlled participation of private actors.
- Diversification of the energy grid including sources and suppliers, guaranteeing provision at reasonable costs, reducing dependence on oil imports, increasing the participation level of local sources of energy, fostering non-traditional renewable energies, improving local development and encouraging the preservation of the environment.
- Energy Efficiency in every economic field (transport, education, building industry, lighting, etc.).
- Energy access to all social strata.

3. Energy Supply and Demand

3.1 Energy Supply

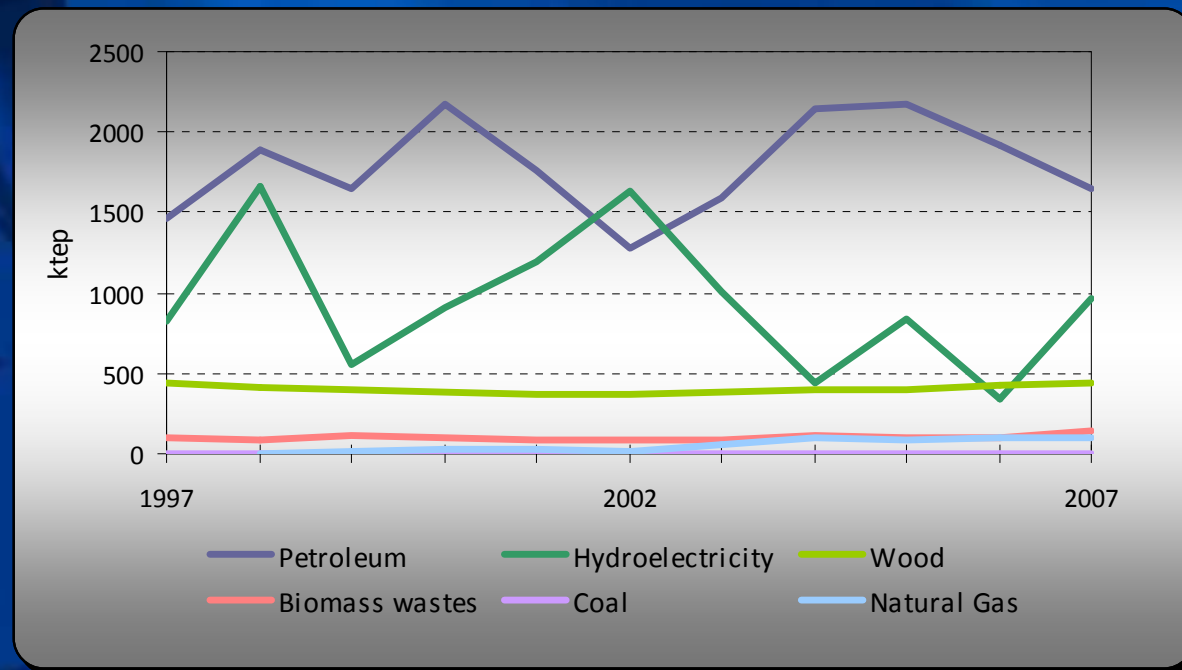
Figure 1 - Energy Supply by Source (2007).



3. Energy Supply and Demand

3.1 Energy Supply

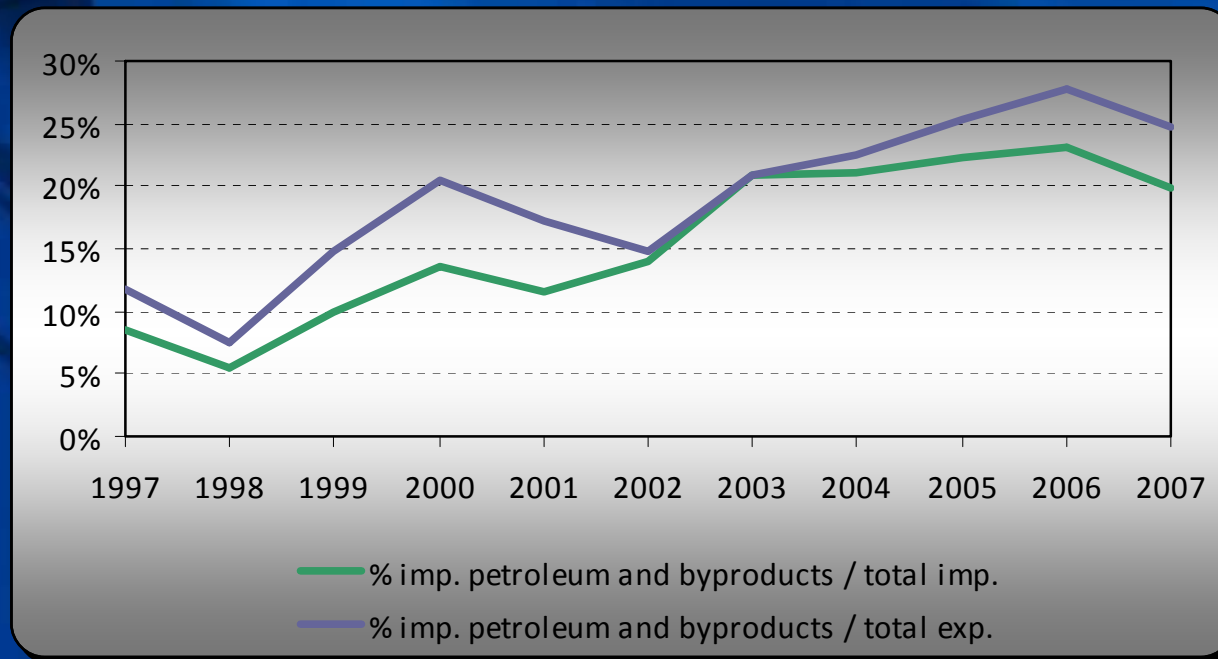
Figure 2 - Energy Supply by Source (1997 - 2007).



3. Energy Supply and Demand

3.1 Energy Supply

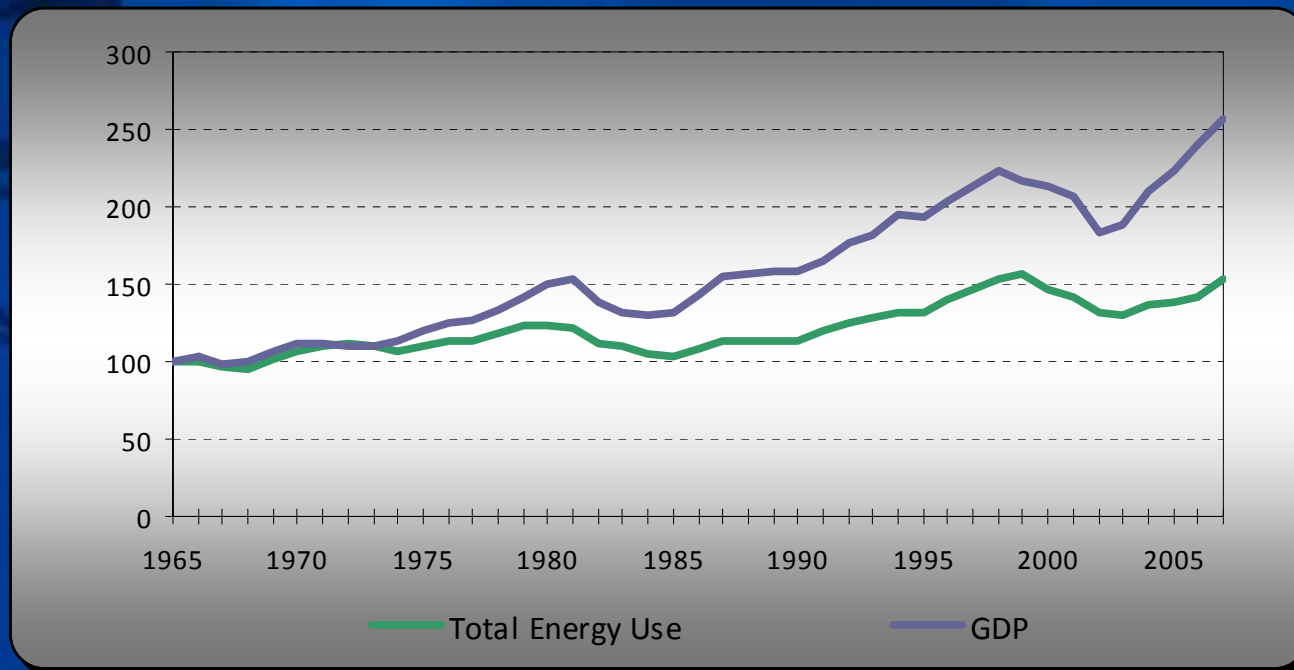
Figure 3 - Petroleum and byproducts imports vs. Uruguay total imports & exports (1997 - 2007).



3. Energy Supply and Demand

3.2 Energy Demand

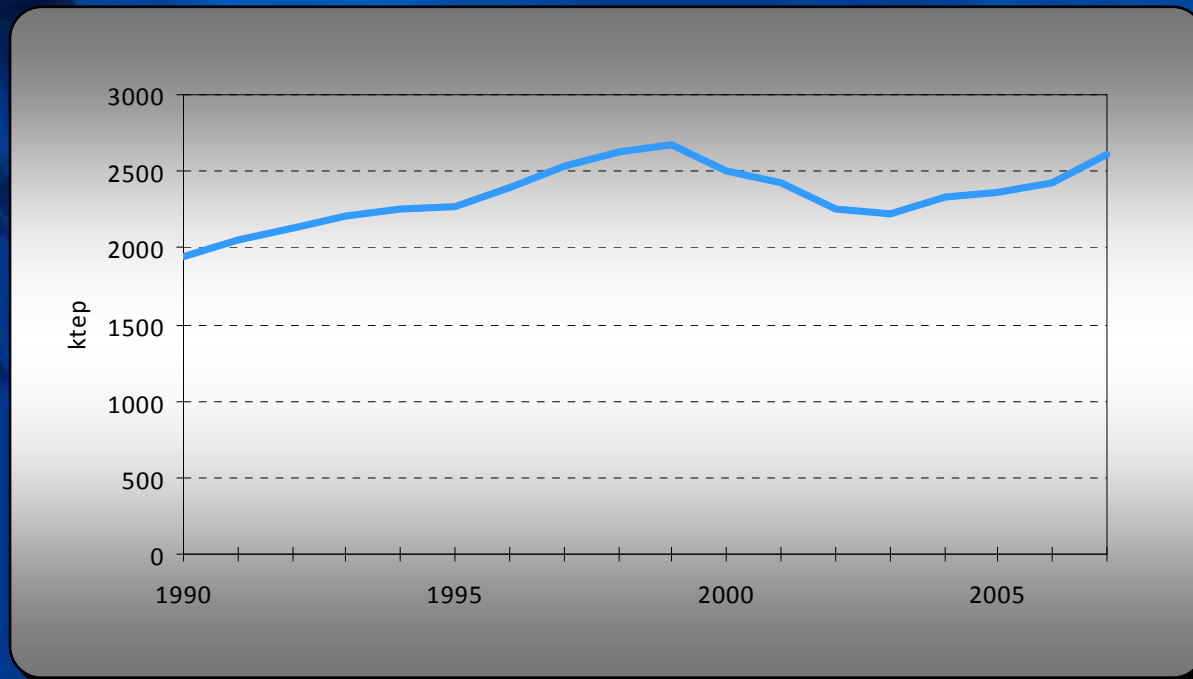
Figure 4 - GDP vs. Total Use of Energy Evolution (Base year 1965 = 100).



3. Energy Supply and Demand

3.2 Energy Demand

Figure 5 - Total Energy End-use.

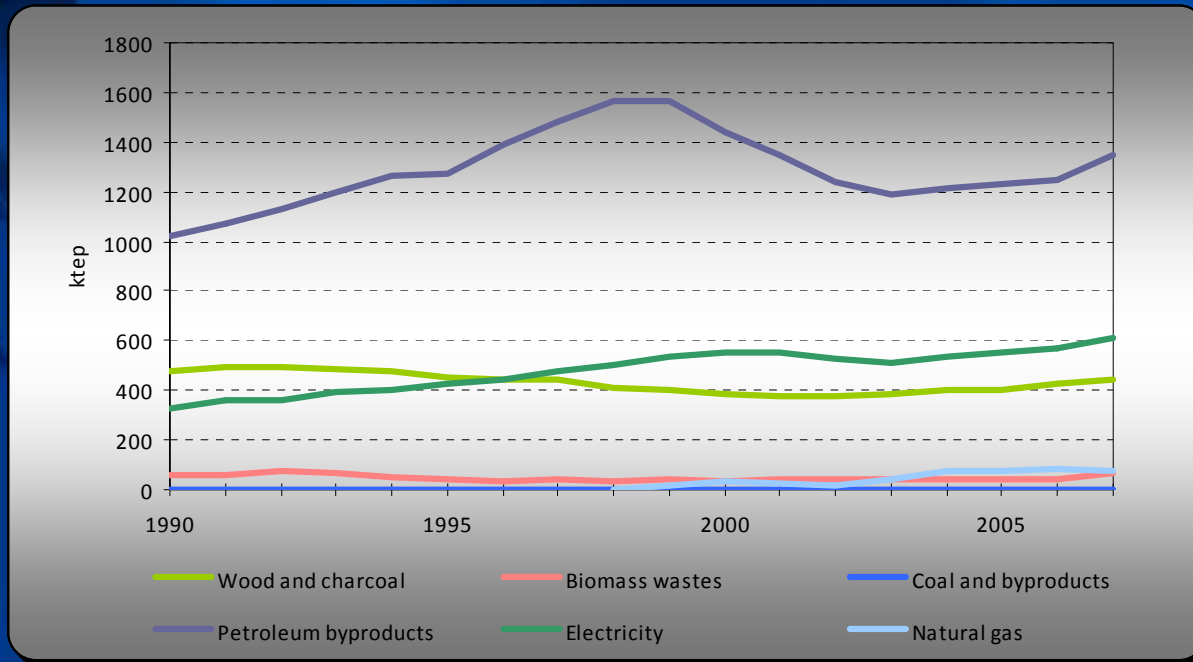


3. Energy Supply and Demand

3.2 Energy Demand

3.2.1 Energy demand by source

Figure 6 - Energy End-use by Source.

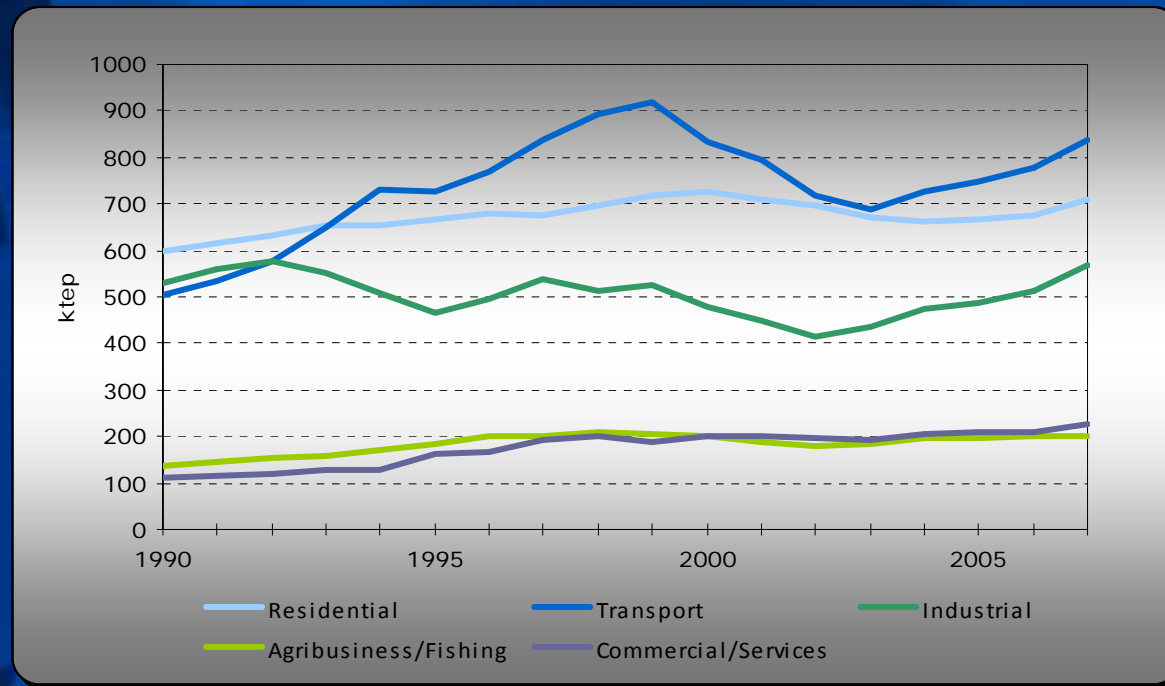


3. Energy Supply and Demand

3.2 Energy Demand

3.2.2 Energy demand by sector

Figure 7 - Energy End-use by Sector.

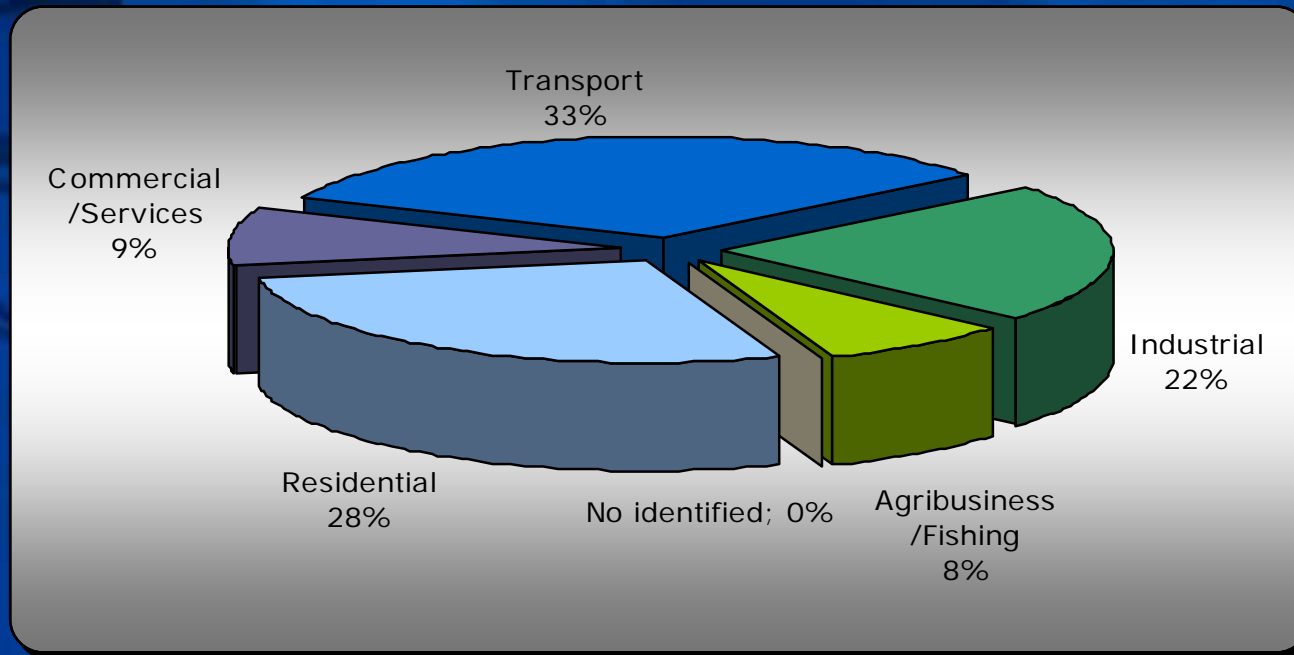


3. Energy Supply and Demand

3.2 Energy Demand

3.2.2 Energy demand by sector

Figure 8 - Energy demand structure by sector (2007).



4. Major difficulties and bottlenecks currently faced in formulating energy policies

- Lack of people working on the design of energy plans.
- Lack of specialized professionals in energy topics.
- Lack of budget to finance researches and projects in energy outlook.
- Lack of information due to absence of human resources and for budget constraints.
- To face integration of energy policies with other countries of the region.
- Economies of scale: being a small country with a small market makes investments more expensive relatively.
- Energy state-owned companies and Government (Ministry of Energy) are not enough coordinated. Historically, many strategic decisions were made by these companies and not by the Ministry of Energy.

THANK YOU VERY MUCH FOR YOUR ATTENTION
(MUCHAS GRACIAS)

Ing. María Florencia Juárez
maria.juarez@dne.miem.gub.uy

www.dnetn.gub.uy
www.eficienciaenergetica.gub.uy

お問合せ: report@tky.iej.or.jp